

## KUNKLE MODELS 264/265/266/267 SAFETY AND RELIEF VALVES

### SAFETY AND RELIEF PRODUCTS

Safety and relief valves for non-code liquid relief that meet ASME Section VIII for air/gas and steam and are National Board certified



MODEL 264

#### GENERAL APPLICATION

These valves are suitable for the protection of pumps, compressors, pressure vessels or systems handling corrosive fluids or vapors at high pressure and/or temperature. Also for sentinel (warning) services on steam equipment.

#### TECHNICAL DATA

Connections:	Threaded NPT or BSPT
Temperature range	
Model 264:	-20° to 550°F (-29° to 288°C)
Model 266:	-320° to 550°F (-195° to 288°C)
Model 265:	-20° to 750°F (-29° to 399°C)
Model 267:	-320° to 750°F (-195° to 399°C)
Pressure ranges <sup>[3]</sup>	
Air, gas and liquid:	4 to 3300 psig (0.28 to 227 barg)
Steam:	To 2000 psig (137.9 barg)
Code:	ASME VIII



#### FEATURES

- Extra heavy rugged construction.
- Top guided design offers high capacity with 0.110 in<sup>2</sup> (0.710 cm<sup>2</sup>) orifice area.
- Seats lapped to optical flatness.
- Ball pivot between disc and spring corrects misalignment and compensates for spring side thrust.
- Standard outlet with 1" female NPT.
- O-ring soft seat available.
- Each valve tested and inspected for pressure setting and leakage.
- Maximum back pressure 400 psig [27.6 barg]<sup>4</sup>.

#### NOTES

1. ASME standard valves for air or steam service must have a lift lever.
2. Due to the capacity of these valves, thrust calculations should be reviewed and valve supported accordingly.
3. Pressures are for female NPT inlets only. For male NPT inlets see page 5.
4. Back pressure increases set pressure on a one to one basis, and reduces capacity. Back pressure in excess of 10% of set pressure is not recommended.

# KUNKLE MODELS 264/265/266/267 SAFETY AND RELIEF VALVES

## SAFETY AND RELIEF PRODUCTS

### Parts and materials

#### MODELS 264, 265, 266 AND 267 - THREADED CAP

No.	Part name	264, 265	266, 267
1	Nozzle <sup>[1]</sup>	SS SA351-CF8M	SS SA351-CF8M
2	Lock screw	SS commercial 18-8	SS commercial 18-8
3	Gasket	PTFE	PTFE
4	Spring pin	SS commercial	SS commercial
5	Guide	SS A743-CF8M	SS A743-CF8M
7	Disc	SS A479-316	SS A479-316
9	Stem retainer	SS A479-316	SS A479-316
10	Stem	SS A479-316	SS A479-316
11	Spring <sup>[2]</sup>	A313-316 or 6312 <sup>[2]</sup>	SS A313-316 or 6312 <sup>[2]</sup>
12	Spring step	SS A479-316	SS A479-316
13	Bonnet	Steel SA216-WCB	SS A351-CF8M
14	Jam nut	SS A479-316	SS A479-316
15	Compression screw	SS A479-316	SS A479-316
16	Cap	Steel A108	SS A479-316
17	Cap gasket	PTFE	PTFE
18	Soft seat disc	SS A479-316	SS A479-316
19	Disc insert	SS A479-316	SS A479-316
20	O-ring <sup>[3]</sup>		

#### NOTES

- SA479-316 for female inlet.
- Tungsten alloy steel (X750 B637 or ASM5699) for models 265, 267
- Material letter designation  
 Buna-N (NBR) - B  
 Ethylene propylene (EPR/EPDM) - E  
 Neoprene - N  
 Silicone - S  
 Viton<sup>®</sup>\* (FKM) - V

#### SPECIFICATIONS

Size	Dimensions, in inch (mm)				Weight lb (kg)
Inlet	Outlet	A	B	C	
1/2", 3/4", 1"	3/4", 1"	3 1/16 (77.8)	1 3/4 (44.5)	7 1/2 (190.5)	4 1/2 (2.3)

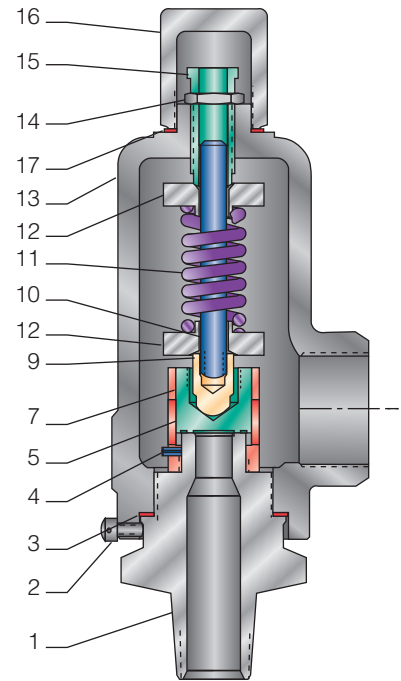
Dimensions are for reference only

#### MODELS OVERVIEW

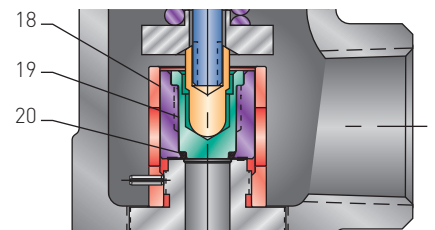
- Model 264: Carbon steel (CS) housing with 316 stainless steel (SS) trim (nozzle and disc), SS spring. Pressure-tight cap. For temperatures -20° to 550°F (-29° to 288°C).
- Model 264P: With pressure-tight packed lift lever.
- Model 265: As model 264 except high-temperature alloy spring. For temperatures -20° to 750°F (-29° to 399°C).
- Model 265P: With pressure-tight packed lift lever.
- Model 266: As model 264 except all 316 SS materials. For temperatures -320° to 550°F (-195° to 288°C)
- Model 266P: With pressure-tight packed lift lever.
- Model 267: As model 266 except high-temperature alloy spring. For temperatures -320° to 750°F (-195° to 399°C).
- Model 267P: With pressure-tight packed lift lever.

#### NOTE

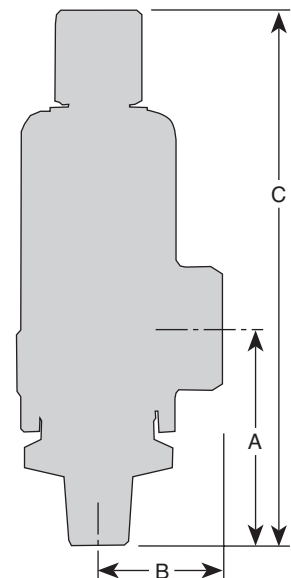
\* Viton is a registered trademark of DuPont Performance Elastomers L.L.C.



MODELS 264, 265, 266 AND 267  
Metal seat



ALL MODELS SOFT SEAT



MODELS 264, 265, 266 AND 267

# KUNKLE MODELS 264/265/266/267 SAFETY AND RELIEF VALVES

## SAFETY AND RELIEF PRODUCTS

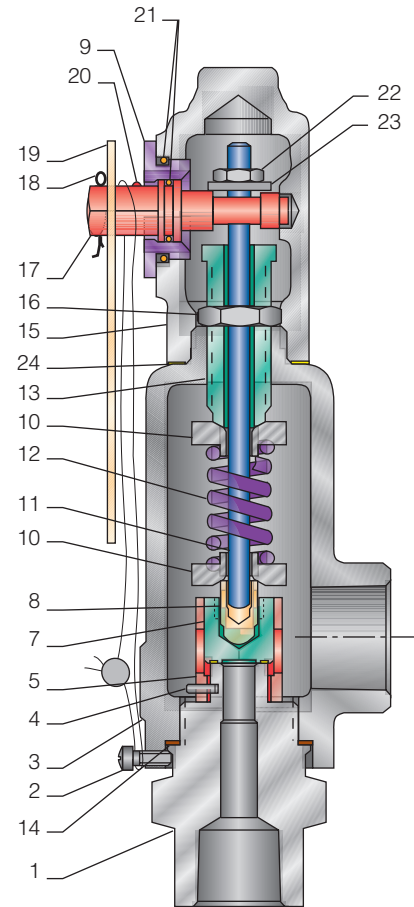
### Parts and materials

#### MODELS 264P, 265P, 266P AND 267P - PACKED LEVER

No.	Part name	264P/265P	266P/267P
1	Nozzle <sup>[1]</sup>	SS SA479-316	SS SA479-316
2	Lock screw	SS commercial	SS commercial
3	Bonnet	Steel SA216-WCB	SS A351-CF8M
4	Spring pin	SS commercial	SS commercial
5	Guide	SS A743-CF8M	SS A743-CF8M
7	Disc	SS A479-316	SS A479-316
8	Stem retainer	SS A479-316	SS A479-316
9	Retainer nut	SS A479-316	SS A479-316
10	Spring step	SS A479-316	SS A479-316
11	Stem	SS A479-316	SS A479-316
12	Spring <sup>[2]</sup>	SS A313-316, optional 6312	SS A313-316, optional 6312
13	Compression screw	SS A479-316	SS A479-316
14	Gasket - body	PTFE	PTFE
15	Cap	SS A743-CF8M	SS A473-CF8M
16	Jam nut	SS A479-316	SS A479-316
17	Lift cam	SS A743-CF8M	SS A743-CF8M
18	Cotter pin	Steel commercial	Steel commercial
19	Lever	Steel A108 zinc plated	Steel A108 zinc plated
20	Drive screw	SS commercial	SS commercial
21	O-ring	NBR	NBR
22	Lift nut	SS A479-316	SS A479-316
23	Lift washer	SS A756-440C	SS A756-440C
24	Cap gasket	PTFE	PTFE

#### NOTES

- SA351-CF8M for male inlet.
- Tungsten alloy steel for models 265, 267.

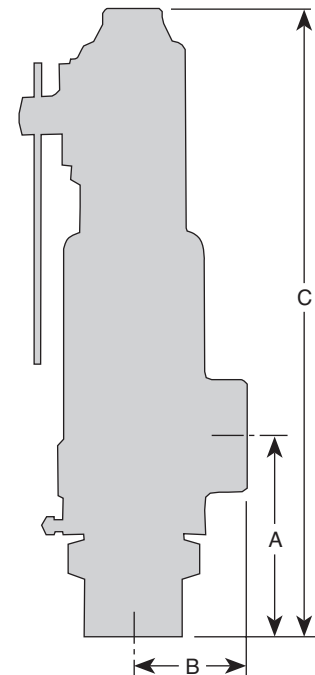


MODELS 264P, 265P, 266P AND 267P

#### SPECIFICATIONS

Size	Inlet	Outlet	Dimensions, in inch (mm)			Weight (lb) (kg)
			A	B	C	
1/2", 3/4", 1"	3/4", 1"		3 1/16 (77.8)	1 3/4 (44.5)	9 (228.6)	4 1/2 (2.3)

Dimensions are for reference only



MODELS 264P, 265P, 266P AND 267P

# KUNKLE MODELS 264/265/266/267 SAFETY AND RELIEF VALVES

## SAFETY AND RELIEF PRODUCTS

### Capacities

#### ASME SECTION VIII, AIR/GAS AND STEAM, NON-CODE LIQUID

Set pressure psig (barg)	Water non-code GPM (m <sup>3</sup> /h)	Air SCFM (Nm <sup>3</sup> /h)	Steam lb/h (kg/h)
4 (0.3)	5 (1)	25 (44)	79 (37)
6 (0.4)	5 (1)	31 (50)	96 (42)
8 (0.6)	6 (1)	36 (61)	109 (51)
10 (0.7)	6 (1)	40 (66)	120 (55)
20 (1.4)	8 (2)	58 (97)	164 (75)
30 (2.1)	10 (2)	74 (123)	207 (95)
40 (2.8)	11 (3)	91 (152)	255 (117)
50 (3.5)	13 (3)	108 (180)	302 (139)
75 (5.2)	15 (4)	150 (249)	422 (192)
100 (6.9)	18 (4)	193 (319)	541 (246)
125 (8.6)	20 (5)	235 (388)	660 (299)
150 (10.3)	22 (5)	278 (457)	780 (353)
200 (13.8)	25 (6)	363 (600)	1018 (463)
250 (17.2)	28 (6)	447 (738)	1257 (570)
300 (20.7)	31 (7)	532 (881)	1496 (680)
350 (24.1)	33 (8)	617 (1020)	1734 (787)
400 (27.6)	36 (8)	702 (1162)	1973 (897)
500 (34.5)	40 (9)	872 (1444)	2450 (1113)
600 (41.4)	44 (10)	1042 (1725)	2928 (1330)
700 (48.3)	47 (11)	1212 (2006)	3405 (1547)
800 (55.2)	51 (11)	1382 (2287)	3882 (1764)
900 (62.1)	54 (12)	1552 (2569)	4360 (1981)
1000 (69.0)	57 (13)	1722 (2850)	4837 (2198)
1200 (83.0)	62 (14)	2062 (3421)	5792 (2638)
1400 (96.5)	67 (15)	2401 (3971)	6746 (3063)
1600 (111)	72 (16)	2741 (4562)	7789 (3561)
1800 (124)	76 (17)	3081 (5092)	8885 (4031)
2000 (138)	80 (18)	3421 (5662)	10036 (4541)
2250 (155)	85 (19)	3846 (6355)	-
2500 (173)	89 (20)	4270 (7089)	-
2750 (190)	94 (21)	4695 (7782)	-
3000 (207)	98 (22)	5120 (8475)	-
3300 (227)	103 (23)	5630 (9290)	-

#### NOTES

1. 10% or 3 psig (0.2 barg) accumulation, whichever is greater.
2. Below 15 psig is non-code.
3. Orifice area = 0.110 square inch

# KUNKLE MODELS 264/265/266/267 SAFETY AND RELIEF VALVES

## SAFETY AND RELIEF PRODUCTS

### MAXIMUM PRESSURE AND TEMPERATURE LIMITS -

#### Male inlet connections

Temperature °F (°C)	Air, steam, water - psig (barg)		Air - psig (barg)	Steam, water - psig (barg)
	½" (15)	¾" (18)	1" (25)	1" (25)
100 (38)	1950 (134.4)	3299 (227.5)	3300 (227.5)	3300 (227.5)
200 (93)	1675 (115.5)	2836 (195.5)	3300 (227.5)	2933 (202.2)
300 (149)	1508 (104)	2554 (176.1)	3300 (227.5)	2643 (182.2)
350 (177)	1435 (98.9)	2432 (167.7)	3300 (227.5)	2539 (175.1)
400 (204)	1334 (92)	2269 (156.4)	3300 (227.5)	2421 (166.9)
450 (232)	1257 (86.7)	2146 (148)	3300 (227.5)	2335 (161)
500 (260)	1186 (81.8)	2030 (140)	3300 (227.5)	2268 (156.4)
550 (288)	1127 (77.7)	1935 (133.4)	3300 (227.5)	2186 (150.7)
600 (316)	1108 (76.4)	1844 (127)	3300 (227.5)	2148 (148.1)
650 (343)	1095 (75.5)	1805 (124.5)	3300 (227.5)	2090 (144.1)
700 (371)	1084 (74.7)	1779 (122.7)	3211 (221.4)	2063 (142.2)
750 (399)	1055 (72.7)	1770 (122)	3157 (217.7)	2029 (139.9)

#### NOTE

1. Female inlet is rated to 3300 psi at 550°F for 264/266 and 750°F for 265/267.

### SERVICE RECOMMENDATIONS FOR RESILIENT SEAT/SEAL MATERIALS

Seat/seal materials	Service recommendation
Buna-N (NBR) (-30° to 250°F) (-34° to 121°C)	Air, anhydrous ammonia, butane, carbon dioxide, diesel oil, ethyl chloride, ethyl ether, freons #11 and 12, fuel oil, gasoline, helium, hydrogen sulphide, kerosene, lube oil, natural gas, nitrogen, oxygen (gas), propane, propylene, sulphur dioxide, vinyl chloride
Viton** (FKM) (-10° to 406°F) (-23° to 208°C)	Acetone, air, amyl alcohol, aniline, benzene, butane, carbon disulphide, carbon tetrachloride Dowtherm 'A' and 'J,' ethyl chloride, ethylene, ethylene glycol, ethyl alcohol, gasoline, hexane, hydrogen sulphide, isobutyl alcohol, JP - 4 fuel, JP - 5 fuel, kerosene, lube oil, natural gas, naphtha, nitrogen, propane, propylene, propyl alcohol, sulphur dioxide, toluene, trichloroethylene, turpentine, water, xylene
Silicone (-100° to 406°F) (-73° to 208°C)	Air, helium, nitrogen, oxygen (gas)
Ethylene propylene (-70° to 400°F) (-57° to 205°C)	Steam, hot water
Neoprene (-45° to 300°F) (-43° to 149°C)	Air, anhydrous ammonia, butane, butyl alcohol, castor oil, denatured alcohol, ethanol, ethyl alcohol, freons (12, 13, 14 and 22), glycols, natural gas and silicate esters

#### NOTE

- \*Viton is a registered trademark of DuPont Performance Elastomers L.L.C.

# KUNKLE MODELS 264/265/266/267 SAFETY AND RELIEF VALVES

## SAFETY AND RELIEF PRODUCTS

### SELECTION GUIDE

Example:	0264	-	D	01	-	K	G	1000
<b>Model</b>								
<b>0264</b>	264P							
<b>0265</b>	265P							
<b>0266</b>	266P							
<b>0267</b>	267P							
<b>Seat material</b>								
<b>M</b>	Metal							
<b>B</b>	Buna-N (NBR) <sup>[1,2]</sup>							
<b>E</b>	EPR <sup>[1,2]</sup>							
<b>S</b>	Silicone <sup>[1,2]</sup>							
<b>V</b>	Viton® (FKM) <sup>[1,2,6]</sup>							
<b>N</b>	Neoprene <sup>[1], [2]</sup>							
<b>Inlet size</b>								
<b>C</b>	½" (12.7 mm)							
<b>D</b>	¾" (19.0 mm)							
<b>E</b>	1" (25.4 mm)							
<b>Variation</b>								
<b>01</b>	MNPT x 1" FNPT							
<b>02</b>	MNPT x ¾" FNPT							
<b>03</b>	FNPT x 1" FNPT							
<b>04</b>	FNPT x ¾" FNPT							
<b>60</b>	MBSPT x 1" FBSPT							
<b>Design revision</b>								
	Indicates non-interchangeable revision							
	Dash (-) if original design							
<b>Valve service</b>								
<b>K</b>	Air/gas ASME section VIII models 264P, 265P, 266P, 267P required for air code service							
<b>L</b>	Steam ASME section VIII models 264P, 265P, 266P, 267P required for steam code service							
<b>M</b>	Non-code liquid, all models							
<b>N</b>	Non-code air/gas, all models							
<b>P</b>	Non-code steam, all models							
<b>Spring material</b>								
<b>F<sup>[3]</sup></b>	High-temperature (tungsten alloy steel), (temperatures above 550°F)							
<b>G<sup>[4]</sup></b>	SS (ASTM A313-316 or T631, 17-7)							
<b>M<sup>[5]</sup></b>	SS (ASTM A313-316 or T631, 17-7)							
<b>Set pressure</b>								
	4 psig (0.3 barg) (0004) to 3300 psig (227 barg) (3300)							

### NOTES

- Soft seat not available below 150 psi.
- Not available for Section VIII steam service.
- Required for steam service >1030 psig.
- For air service ≤ 2700 psig.  
For steam service ≤ 1029 psig.  
For liquid service ≤ 2699 psig.
- For air service ≥ 2701 psig.  
For liquid service ≥ 2700 psig.
- Viton is a registered trademark of DuPont Performance Elastomers L.L.C.



### PENTAIR VALVES & CONTROLS

[www.pentair.com/valves](http://www.pentair.com/valves)

All Pentair trademarks and logos are owned by Pentair plc. All other brand or product names are trademarks or registered marks of their respective owners. Because we are continuously improving our products and services, Pentair reserves the right to change product designs and specifications without notice. Pentair is an equal opportunity employer. © 2016 Pentair plc. All rights reserved.